CENTRAL LOUISIANA IN FOCUS

JULY 2009

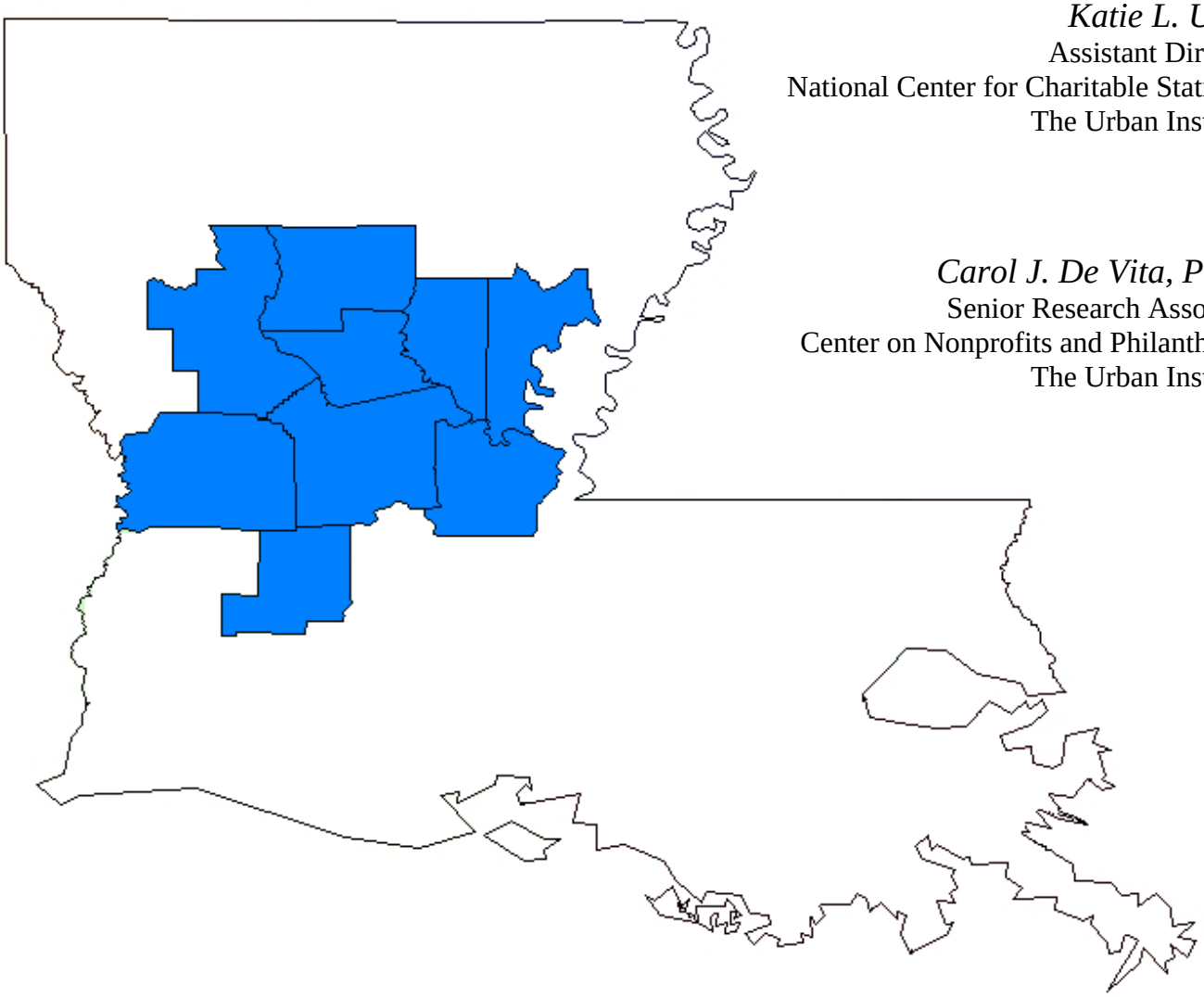

Katie L. Uttke
Assistant Director
National Center for Charitable Statistics
The Urban Institute

&

Carol J. De Vita, Ph.D.
Senior Research Associate
Center on Nonprofits and Philanthropy
The Urban Institute

Report Commissioned by:
THE RAPIDES FOUNDATION

Urban Institute

Community Development Works
Helping People Build Communities in Central Louisiana

Copyright © July 2009. The Urban Institute. All rights reserved. Except for short quotes, no part of this report may be reproduced or used in any form or by any means, electronic or mechanical, including photocopying, recording, or by information storage or retrieval system, without written permission from the Urban Institute.

The Urban Institute is a nonprofit, nonpartisan policy research and educational organization that examines the social, economic, and governance problems facing the nation. The views expressed are those of the authors and should not be attributed to the Urban Institute, its trustees, or its funders.

The Rapides Foundation is a philanthropic organization that develops initiatives and provides grants to organizations throughout a nine-parish service area that share the Foundation's mission to improve the health status of Central Louisiana. The Foundation's service area consists of Allen, Avoyelles, Catahoula, Grant, LaSalle, Natchitoches, Rapides, Vernon, and Winn parishes. The views expressed are those of the authors and should not be attributed to The Rapides Foundation and its trustees.

Central Louisiana in Focus

In 2006, Central Louisiana had 743 nonprofit organizations registered with the U.S. Internal Revenue Service (IRS) and 764 congregations. These organizations serve the region's 344,000 residents through a wide range of services from health care and housing to arts, recreation, and youth services and help address the needs of Central Louisiana residents.

According to the National Center for Charitable Statistics, about two in five (38 percent) nonprofits in Central Louisiana that file an annual financial return with the IRS are human service organizations such as soup kitchens, senior centers, job training sites, and day care centers. In addition, 14 percent of the region's nonprofits are arts and culture organizations, 12 percent are health-related, and 11 percent are education nonprofits.

Although relatively small in terms of their finances, the nonprofits in Central Louisiana are very robust. Median revenue for nonprofits in Central Louisiana was $167,100 in 2006, and median assets were $165,600. Still, nonprofits in Central Louisiana account for 3 percent of the total revenue generated by all nonprofits operating in Louisiana.

Overview

Central Louisiana in this report consists of nine parishes: Allen, Avoyelles, Catahoula, Grant, LaSalle, Natchitoches, Rapides, Vernon, and Winn.

These fact sheets, one for each parish, provide an overview of the nonprofit sector, highlighting the number, types, and finances of nonprofits that are registered with the IRS. Demographic information such as population, age, and race are also provided.

Where the Data Come From

The information in the fact sheets comes from several sources:

The National Center for Charitable Statistics at the Urban Institute (NCCS):
NCCS is a national clearinghouse of data on the nonprofit sector in the United States. Financial information comes directly from the Forms 990 that nonprofits filed with the IRS in 2006.

American Church List (ACL):
Information on congregations and their members comes from the American Church List, 2006. The ACL maintains a database of churches and religious organizations in the United States and Canada.

U.S. Census Bureau:
Demographic information was obtained from the American Community Survey (ACS), an ongoing survey that collects population and housing information on communities with populations of 20,000 or more. For those parishes not covered by the ACS, estimates from the Population Estimates Division based on the 2000 Census were used. Data on household income and poverty come from the Small Area Income & Poverty Estimates Division.

By the Numbers
2006

743
Nonprofits in Central Louisiana Registered with the IRS

764
Congregations in Central Louisiana

344,140
Total Population of Central Louisiana

23%
Population Living Below Poverty Level in Central Louisiana

$167,100
Median Revenue of Nonprofits in Central Louisiana

3%
Central Louisiana's Share of All Revenue Generated by Louisiana Nonprofits

MAP OF CENTRAL LOUISIANA

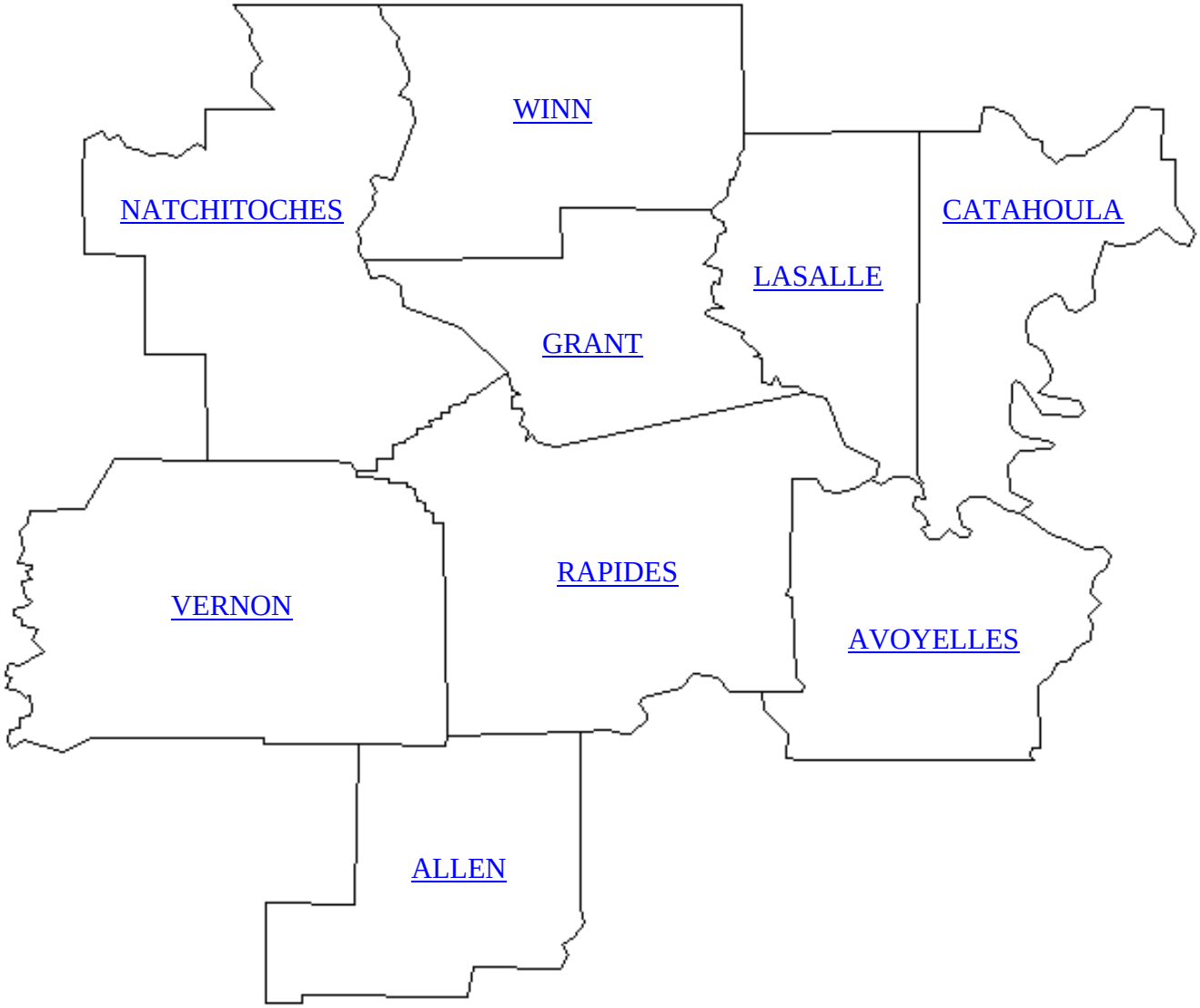

For a summary of facts, click on the name of the parish.

ALLEN PARISH

Number of Community-Based Organizations, 2006

Congregations
- Number of congregations……55
- Median number of members……140

Nonprofits
- Number registered with the IRS……47
- Number filing returns with the IRS……9

Registered Nonprofits by Type of Service, 2006



Nonprofit Finances, 2006 (nonprofits that file with IRS)

	Allen Parish		Median ($) for Central Louisiana
	Total ($)	Median ($)	
Revenue	3,146,691	193,555	167,143
Expenses	3,191,106	184,016	168,517
Assets	2,307,291	94,199	165,624
Liabilities	730,662	582	5,227

Sources of Revenue, 2006 (nonprofits that file with IRS)

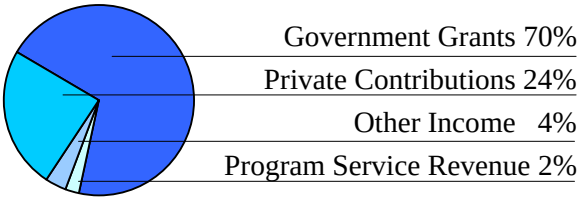

Fiscal Health, 2006 (nonprofits that file with IRS)

Median operating margin
(Total revenues – total expenses)……$726
Percent with positive operating margin……56%
Percent with negative operating margin……44%

Quick Facts about Allen Parish, 2006

Nonprofits in Allen Parish receive the largest share of their revenue from government grants (70%)—the highest proportion in the region. Despite having the fourth-highest number of registered nonprofits in Central Louisiana, Allen Parish has no registered nonprofit arts organizations.

Demographics of Allen Parish, 2006

Total Population……25,327

Age
- Median Age……35
- Children (14 and under)……21%
- Youth (15–19)……7%
- Adults (20–54)……51%
- Seniors (55 and older)……21%

Race/Ethnicity
- African American……25%
- White……69%
- Other……7%

Economic Measures of Allen Parish, 2006

Median Household Income……$30,341
Percent Living below the Poverty Level……23%

The Central Louisiana Region

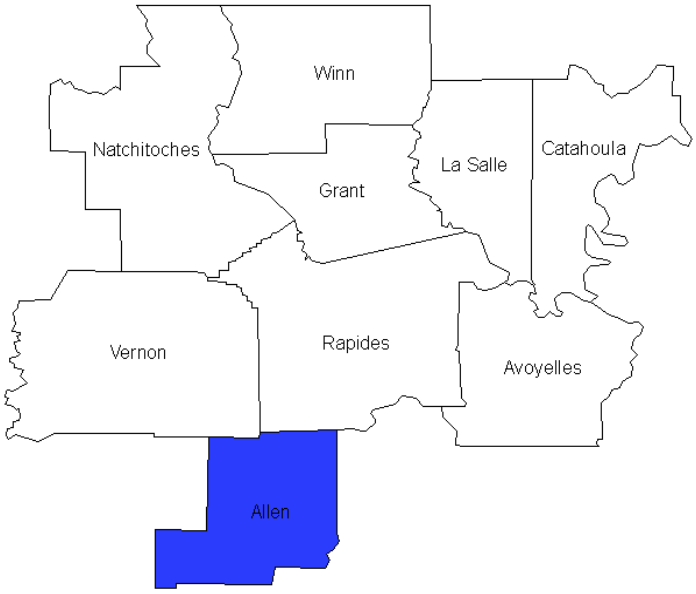

Sources: The Urban Institute, National Center for Charitable Statistics, Core Files, 2006; The American Church List, 2006; The Internal Revenue Service, Exempt Organization Business Master File, 2006; The U.S. Census Bureau, American Community Survey, (2005–07); and The U.S. Census Bureau, Small Area Income & Poverty Estimates, 2006.
Note: Percentages may not sum to 100 because of rounding.

AVOYELLES PARISH

Number of Community-Based Organizations, 2006

Congregations
- Number of congregations……50
- Median number of members……150

Nonprofits
- Number registered with the IRS……81
- Number filing returns with the IRS……18

Registered Nonprofits by Type of Service, 2006



Nonprofit Finances, 2006 (nonprofits that file with IRS)

	Avoyelles Parish		Median ($) for Central Louisiana
	Total ($)	Median ($)	
Revenue	12,200,600	245,349	167,143
Expenses	10,182,745	233,247	168,517
Assets	22,133,678	211,738	165,624
Liabilities	10,301,452	14,027	5,227

Sources of Revenue, 2006 (nonprofits that file with IRS)

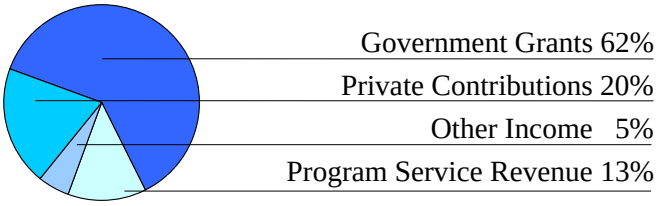

Fiscal Health, 2006 (nonprofits that file with IRS)

Median operating margin
(Total revenues – total expenses)……$23,692
Percent with positive operating margin……72%
Percent with negative operating margin……28%

Quick Facts about Avoyelles Parish, 2006

Avoyelles Parish has the third-largest number of registered nonprofits (81) in Central Louisiana, and it is the third-largest parish in population size. Median revenues ($245,000) and expenses ($233,000) for the nonprofits in Avoyelles are the highest in the region. Three of every four nonprofits in Avoyelles ended 2006 with positive operating margins.

Demographics of Avoyelles Parish, 2006

Total Population……41,948

Age
- Median Age……36
- Children (14 and under)……21%
- Youth (15–19)……7%
- Adults (20–54)……49%
- Seniors (55 and older)……23%

Race/Ethnicity
- African American……32%
- White……67%
- Other……2%

Economic Measures of Avoyelles Parish, 2006

Median Household Income……$27,104
Percent Living below the Poverty Level……27%

The Central Louisiana Region

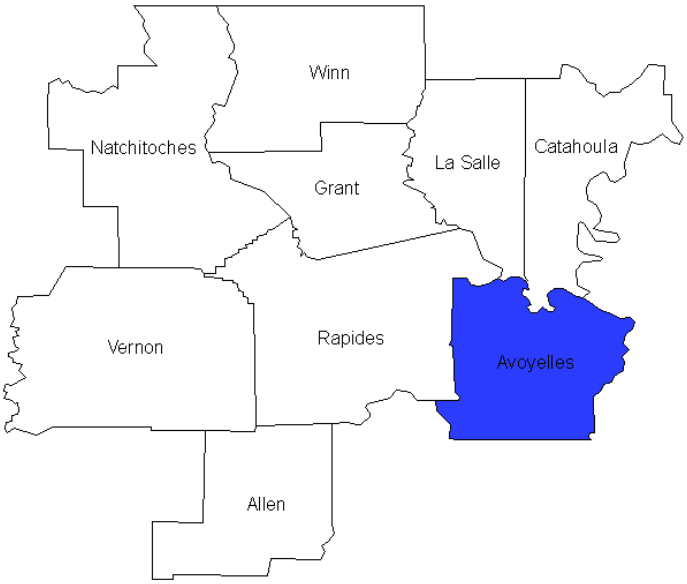

Sources: The Urban Institute, National Center for Charitable Statistics, Core Files, 2006; The American Church List, 2006; The Internal Revenue Service, Exempt Organization Business Master File, 2006; The U.S. Census Bureau, American Community Survey, (2005–07); and The U.S. Census Bureau, Small Area Income & Poverty Estimates, 2006.
Note: Percentages may not sum to 100 because of rounding.

CATAHOULA PARISH

Number of Community-Based Organizations, 2006

Congregations
- Number of congregations……37
- Median number of members……120

Nonprofits
- Number registered with the IRS……12
- Number filing returns with the IRS……6

Quick Facts about Catahoula Parish, 2006

Catahoula is the smallest parish in Central Louisiana in population and the number of registered nonprofits (12). The parish also has the lowest median income. Catahoula's nonprofits receive only 1 percent of their revenue from donations; 62 percent comes from government grants. Nonprofit revenues in Catahoula ($9 million) are greater than five other parishes in the region.

Registered Nonprofits by Type of Service, 2006



Demographics of Catahoula Parish, 2006

Total Population……10,363

Age
- Median Age……38
- Children (14 and under)……19%
- Youth (15–19)……7%
- Adults (20–54)……48%
- Seniors (55 and older)……26%

Race/Ethnicity
- African American……29%
- White……70%
- Other……1%

Nonprofit Finances, 2006 (nonprofits that file with IRS)

	Catahoula Parish		Median ($) for Central Louisiana
	Total ($)	Median ($)	
Revenue	9,401,396	186,878	167,143
Expenses	9,235,816	187,605	168,517
Assets	1,633,705	186,387	165,624
Liabilities	547,775	37,333	5,227

Economic Measures of Catahoula Parish, 2006

Median Household Income……$26,424

Percent Living below the Poverty Level……28%

Sources of Revenue, 2006 (nonprofits that file with IRS)

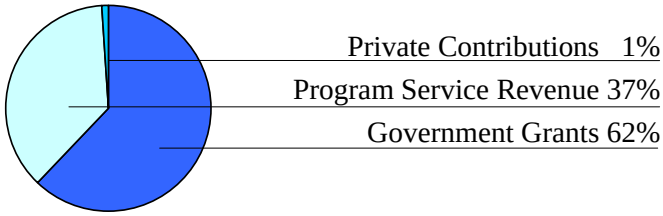

The Central Louisiana Region

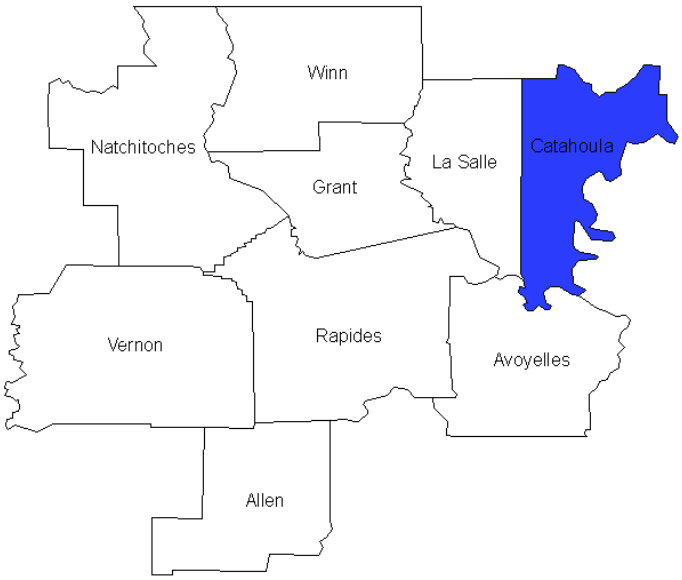

Fiscal Health, 2006 (nonprofits that file with IRS)

Median operating margin
(Total revenues – total expenses)……$9,939

Percent with positive operating margin……67%

Percent with negative operating margin……33%

Sources: The Urban Institute, National Center for Charitable Statistics, Core Files, 2006; The American Church List, 2006; The Internal Revenue Service, Exempt Organization Business Master File, 2006; The U.S. Census Bureau, American Community Survey, (2005–07); and The U.S. Census Bureau, Small Area Income & Poverty Estimates, 2006.
Note: Percentages may not sum to 100 because of rounding.

GRANT PARISH

Number of Community-Based Organizations, 2006

Congregations
- Number of congregations……52
- Median number of members……123

Nonprofits
- Number registered with the IRS……21
- Number filing returns with the IRS……4

Registered Nonprofits by Type of Service, 2006



Nonprofit Finances, 2006 (nonprofits that file with IRS)

	Grant Parish		Median ($) for Central Louisiana
	Total ($)	Median ($)	
Revenue	394,093	84,292	167,143
Expenses	411,994	85,980	168,517
Assets	374,343	88,831	165,624
Liabilities	9,675	1,025	5,227

Sources of Revenue, 2006 (nonprofits that file with IRS)



Fiscal Health, 2006 (nonprofits that file with IRS)

Median operating margin
(Total revenues – total expenses)……$-4,148
Percent with positive operating margin……50%
Percent with negative operating margin……50%

Quick Facts about Grant Parish, 2006

Compared with other parishes in Central Louisiana, Grant's nonprofit sector has the fewest revenues ($394,000). Half of this income comes from private donations and 42 percent from government grants. There are no registered health nonprofits in Grant. Financially, about half the nonprofits that file with the IRS reported an operating deficit at the end of 2006.

Demographics of Grant Parish, 2006

Total Population……19,722

Age
- Median Age……36
- Children (14 and under)……21%
- Youth (15–19)……7%
- Adults (20–54)……48%
- Seniors (55 and older)……24%

Race/Ethnicity
- African American……12%
- White……85%
- Other……2%

Economic Measures of Grant Parish, 2006

Median Household Income……$34,719
Percent Living below the Poverty Level……19%

The Central Louisiana Region

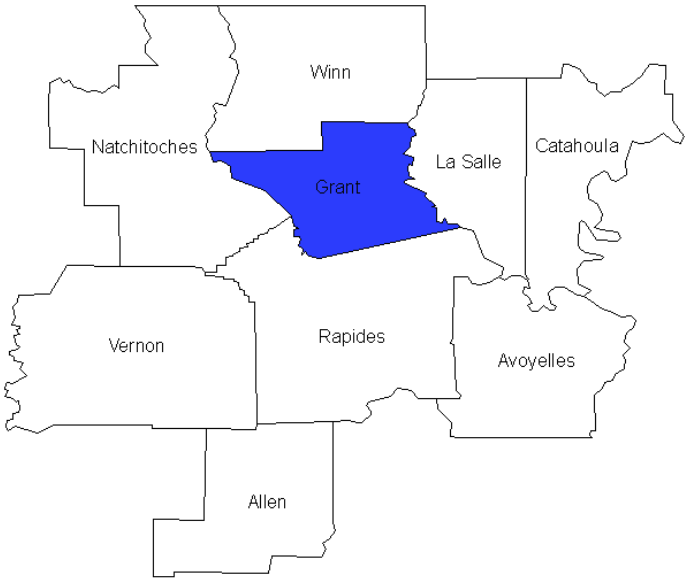

Sources: The Urban Institute, National Center for Charitable Statistics, Core Files, 2006; The American Church List, 2006; The Internal Revenue Service, Exempt Organization Business Master File, 2006; The U.S. Census Bureau, American Community Survey, (2005–07); and The U.S. Census Bureau, Small Area Income & Poverty Estimates, 2006.
Note: Percentages may not sum to 100 because of rounding.

LaSalle Parish

Number of Community-Based Organizations, 2006

Congregations
- Number of congregations……40
- Median number of members……135

Nonprofits
- Number registered with the IRS……19
- Number filing returns with the IRS……5

Registered Nonprofits by Type of Service, 2006



Nonprofit Finances, 2006 (nonprofits that file with IRS)

	LaSalle Parish		Median ($) for Central Louisiana
	Total ($)	Median ($)	
Revenue	877,877	172,352	167,143
Expenses	703,751	161,709	168,517
Assets	1,094,235	120,685	165,624
Liabilities	81,914	3,786	5,227

Sources of Revenue, 2006 (nonprofits that file with IRS)

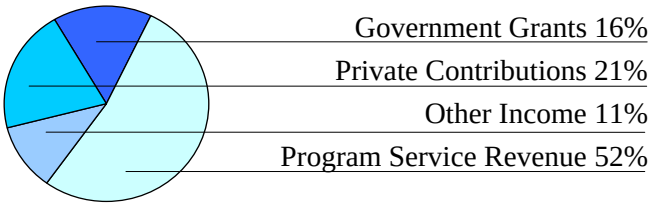

Fiscal Health, 2006 (nonprofits that file with IRS)

Median operating margin
(Total revenues – total expenses)……$17,054
Percent with positive operating margin……80%
Percent with negative operating margin……20%

Quick Facts about LaSalle Parish, 2006

In Central Louisiana, LaSalle Parish has the lowest share of people living below the poverty level (18%). There are twice as many congregations as nonprofits in LaSalle. Arts organizations account for one in five nonprofits in the parish. Nonprofits receive more than half of their revenue from program service fees such as tuition, admission fees, or medical fees.

Demographics of LaSalle Parish, 2006

Total Population……14,026

Age
- Median Age……37
- Children (14 and under)……19%
- Youth (15–19)……8%
- Adults (20–54)……47%
- Seniors (55 and older)……26%

Race/Ethnicity
- African American……13%
- White……85%
- Other……2%

Economic Measures of LaSalle Parish, 2006

Median Household Income……$33,099
Percent Living below the Poverty Level……18%

The Central Louisiana Region

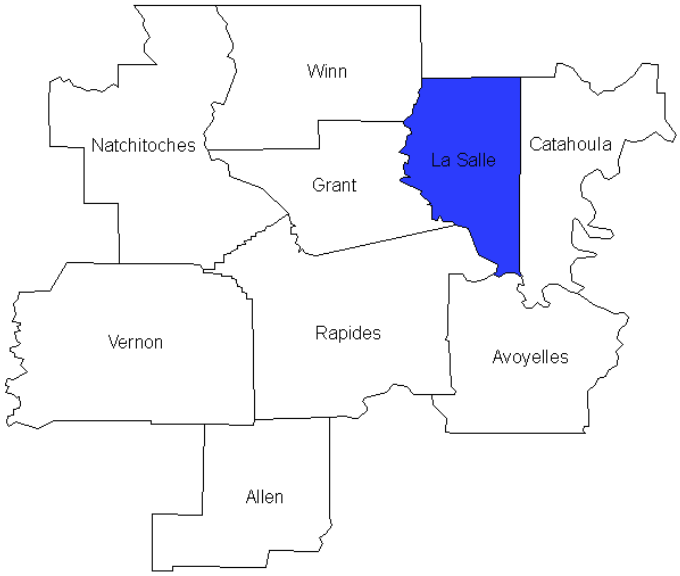

Sources: The Urban Institute, National Center for Charitable Statistics, Core Files, 2006; The American Church List, 2006; The Internal Revenue Service, Exempt Organization Business Master File, 2006; The U.S. Census Bureau, American Community Survey, (2005–07); and The U.S. Census Bureau, Small Area Income & Poverty Estimates, 2006.
Note: Percentages may not sum to 100 because of rounding.

NATCHITOCHES PARISH

Number of Community-Based Organizations, 2006

Congregations
- Number of congregations……..……..96
- Median number of members.....……..……150

Nonprofits
- Number registered with the IRS....……..….112
- Number filing returns with the IRS....…….…….32

Registered Nonprofits by Type of Service, 2006



Nonprofit Finances, 2006 (nonprofits that file with IRS)

	Natchitoches Parish		Median ($) for Central Louisiana
	Total ($)	Median ($)	
Revenue	13,465,358	97,560	167,143
Expenses	11,103,834	71,496	168,517
Assets	22,686,523	129,970	165,624
Liabilities	7,352,767	2,454	5,227

Sources of Revenue, 2006 (nonprofits that file with IRS)

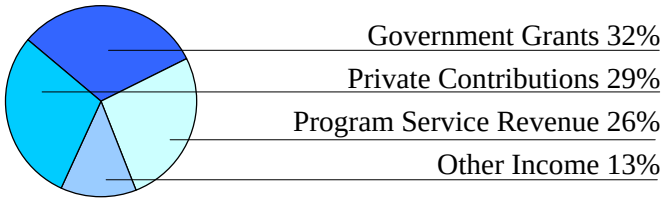

Fiscal Health, 2006 (nonprofits that file with IRS)

Median operating margin
(Total revenues – total expenses).....……...$5,737
Percent with positive operating margin.……..……..63%
Percent with negative operating margin….....……..38%

Quick Facts about Natchitoches Parish, 2006

In Central Louisiana, Natchitoches Parish has the second-largest number of nonprofits registered with the IRS (112) and the second-highest total revenue ($13.5 million). The parish also has the highest share of people living in poverty (29%). More than a third of nonprofits in the parish (35%) provide health and human services.

Demographics of Natchitoches Parish, 2006

Total Population…..……..…….……...…39,233

Age
- Median Age……..……..…30
- Children (14 and under)…....……..…21%
- Youth (15–19)….....……..……...…....……10%
- Adults (20–54)..……..……..…..…….....…..48%
- Seniors (55 and older).....…….……...……22%

Race/Ethnicity
- African American.....…….....40%
- White..…..……..……..…..…..…….……..57%
- Other.…..…..……..…..…..……3%

Economic Measures of Natchitoches Parish, 2006

Median Household Income.....$28,372
Percent Living below the Poverty Level.....29%

The Central Louisiana Region

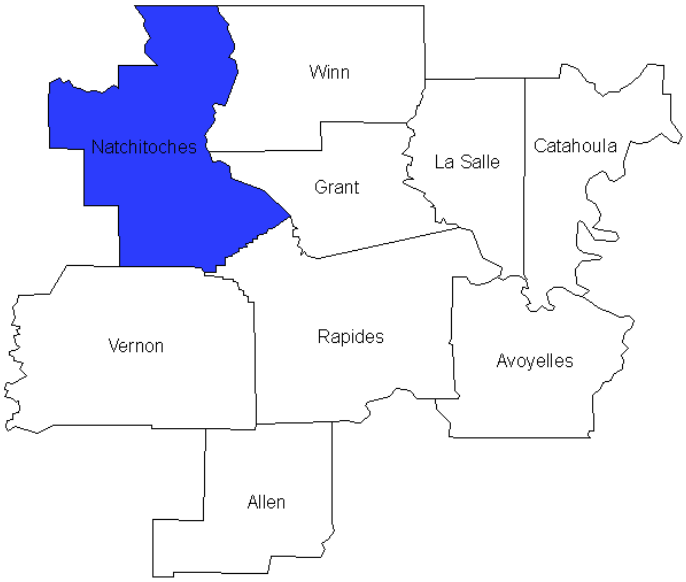

Sources: The Urban Institute, National Center for Charitable Statistics, Core Files, 2006; The American Church List, 2006; The Internal Revenue Service, Exempt Organization Business Master File, 2006; The U.S. Census Bureau, American Community Survey, (2005–07); and The U.S. Census Bureau, Small Area Income & Poverty Estimates, 2006.
Note: Percentages may not sum to 100 because of rounding.

RAPIDES PARISH

Number of Community-Based Organizations, 2006

Congregations

Number of congregations.....293

Median number of members.....150

Nonprofits

Number registered with the IRS.....383

Number filing returns with the IRS.....118

Registered Nonprofits by Type of Service, 2006



Nonprofit Finances, 2006 (nonprofits that file with IRS)

	Rapides Parish		Median ($) for Central Louisiana
	Total ($)	Median ($)	
Revenue	339,042,126	186,884	167,143
Expenses	301,471,391	201,151	168,517
Assets	570,061,344	171,980	165,624
Liabilities	159,367,458	7,072	5,227

Sources of Revenue, 2006 (nonprofits that file with IRS)

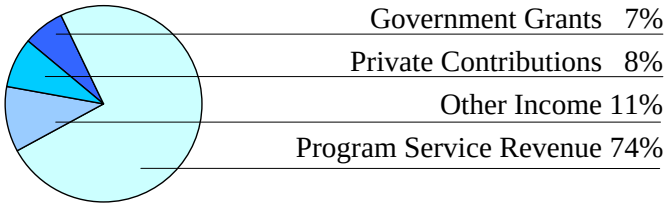

Fiscal Health, 2006 (nonprofits that file with IRS)

Median operating margin

(Total revenues – total expenses).....$2,869

Percent with positive operating margin.....60%

Percent with negative operating margin.....40%

Quick Facts about Rapides Parish, 2006

In Central Louisiana, Rapides Parish has the largest population, the most registered nonprofits, and the most nonprofit revenue. Three-quarters of the revenue is from program service fees, such as tuition, admission fees, or medical fees. Nonprofits in Rapides worked on a relatively slim operating margin ($2,900) in 2006, among the lowest in the region.

Demographics of Rapides Parish, 2006

Total Population.....129,147

Age

Median Age.....36

Children (14 and under).....21%

Youth (15–19).....7%

Adults (20–54).....48%

Seniors (55 and older).....24%

Race/Ethnicity

African American.....32%

White.....66%

Other.....2%

Economic Measures of Rapides Parish, 2006

Median Household Income.....$34,923

Percent Living below the Poverty Level.....21%

The Central Louisiana Region

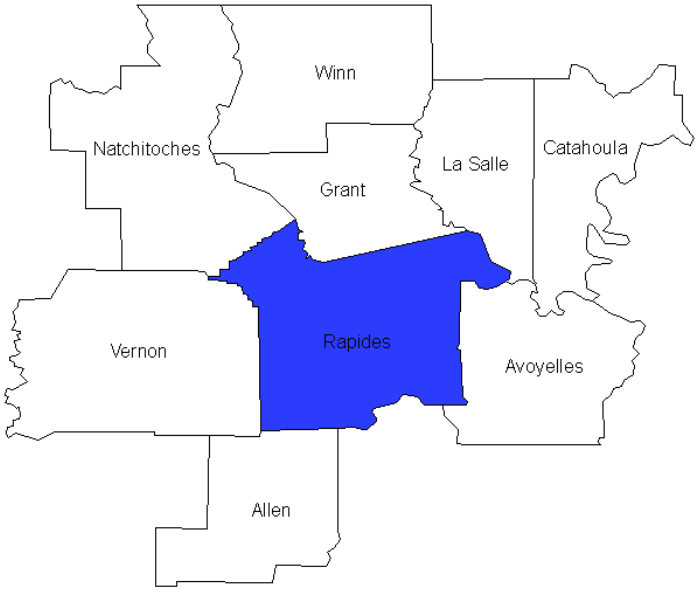

Sources: The Urban Institute, National Center for Charitable Statistics, Core Files, 2006; The American Church List, 2006; The Internal Revenue Service, Exempt Organization Business Master File, 2006; The U.S. Census Bureau, American Community Survey, (2005–07); and The U.S. Census Bureau, Small Area Income & Poverty Estimates, 2006.

Note: Percentages may not sum to 100 because of rounding.

VERNON PARISH

Number of Community-Based Organizations, 2006

Congregations
- Number of congregations……95
- Median number of members……150

Nonprofits
- Number registered with the IRS……47
- Number filing returns with the IRS……9

Quick Facts about Vernon Parish, 2006

Vernon Parish has the highest median income ($36,000) of all parishes in Central Louisiana. It also has twice as many congregations (95) as nonprofits (47). Vernon's nonprofits receive 81 percent of their revenue from private contributions, more than in any other parish in the region. Nearly two of every three nonprofits in Vernon ended 2006 with a positive operating margin.

Registered Nonprofits by Type of Service, 2006



Demographics of Vernon Parish, 2006

Total Population……48,723

Age
- Median Age……30
- Children (14 and under)……27%
- Youth (15–19)……7%
- Adults (20–54)……49%
- Seniors (55 and older)……17%

Race/Ethnicity
- African American……15%
- White……78%
- Other……7%

Nonprofit Finances, 2006 (nonprofits that file with IRS)

	Vernon Parish		Median ($) for Central Louisiana
	Total ($)	Median ($)	
Revenue	4,313,157	133,492	167,143
Expenses	3,425,708	133,702	168,517
Assets	6,246,580	226,939	165,624
Liabilities	323,766	0	5,227

Economic Measures of Vernon Parish, 2006

Median Household Income……$36,072

Percent Living below the Poverty Level……19%

Sources of Revenue, 2006 (nonprofits that file with IRS)

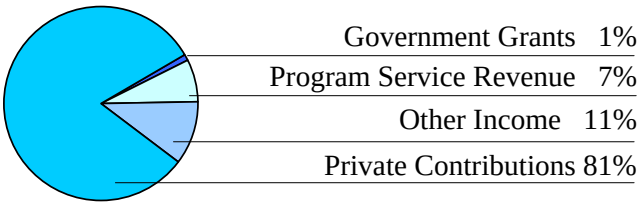

The Central Louisiana Region

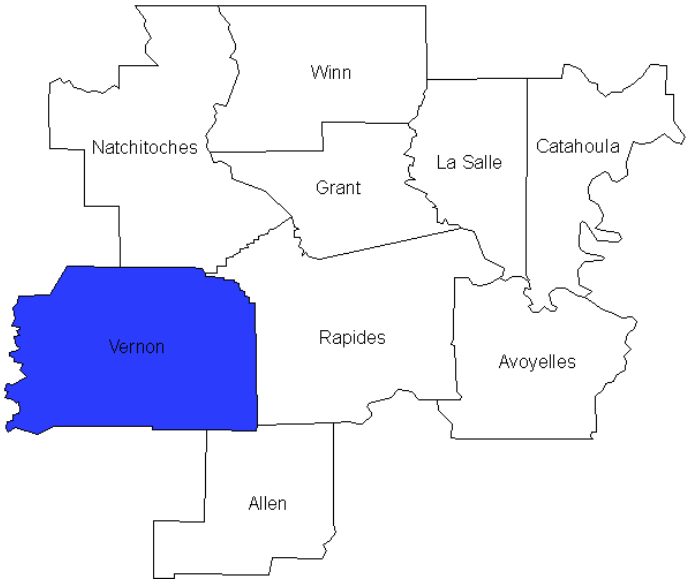

Fiscal Health, 2006 (nonprofits that file with IRS)

Median operating margin
(Total revenues – total expenses)……$8,740

Percent with positive operating margin……67%

Percent with negative operating margin……33%

Sources: The Urban Institute, National Center for Charitable Statistics, Core Files, 2006; The American Church List, 2006; The Internal Revenue Service, Exempt Organization Business Master File, 2006; The U.S. Census Bureau, American Community Survey, (2005–07); and The U.S. Census Bureau, Small Area Income & Poverty Estimates, 2006.
Note: Percentages may not sum to 100 because of rounding.

WINN PARISH

Number of Community-Based Organizations, 2006

Congregations
- Number of congregations……46
- Median number of members……150

Nonprofits
- Number registered with the IRS……21
- Number filing returns with the IRS……2

Registered Nonprofits by Type of Service, 2006

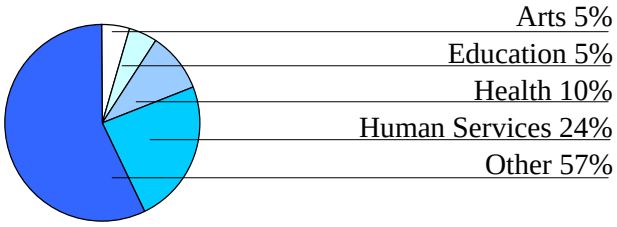

Nonprofit Finances, 2006 (nonprofits that file with IRS)

	Winn Parish		Median ($) for Central Louisiana
	Total ($)	Median ($)	
Revenue	422,343	211,172	167,143
Expenses	447,042	223,521	168,517
Assets	134,211	67,106	165,624
Liabilities	124,147	62,074	5,227

Sources of Revenue, 2006 (nonprofits that file with IRS)



Fiscal Health, 2006 (nonprofits that file with IRS)

Median operating margin
(Total revenues – total expenses)……$-12,350
Percent with positive operating margin……50%
Percent with negative operating margin……50%

Quick Facts about Winn Parish, 2006

Winn Parish has a relatively small population (15,700) with many seniors (26%) and people of color (33%). One in three nonprofits in Winn provides health and human services (34%). Winn's nonprofit sector depends on government grants (56%) and program fees (35%) for its revenue. Nonprofits in Winn had the lowest operating margin of any parish in the region.

Demographics of Winn Parish, 2006

Total Population……15,651

Age
- Median Age……38
- Children (14 and under)……18%
- Youth (15–19)……7%
- Adults (20–54)……49%
- Seniors (55 and older)……26%

Race/Ethnicity
- African American……31%
- White……67%
- Other……2%

Economic Measures of Winn Parish, 2006

Median Household Income……$31,160
Percent Living below the Poverty Level……25%

The Central Louisiana Region

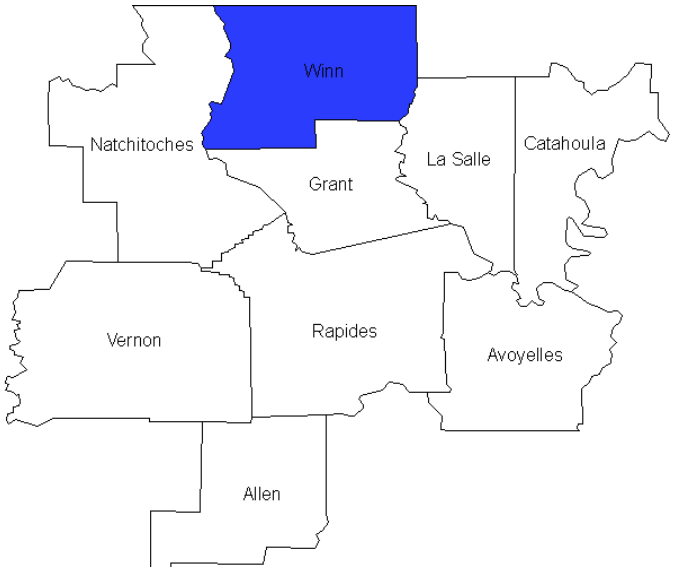

Sources: The Urban Institute, National Center for Charitable Statistics, Core Files, 2006; The American Church List, 2006; The Internal Revenue Service, Exempt Organization Business Master File, 2006; The U.S. Census Bureau, American Community Survey, (2005–07); and The U.S. Census Bureau, Small Area Income & Poverty Estimates, 2006.
Note: Percentages may not sum to 100 because of rounding.

2100 M Street, NW
Washington, DC 20037

Phone: 202.833.7200
Fax: 202.467.5775
http://www.urban.org

1101 4th Street, Suite 300
Alexandria, LA 71301

Phone: 318.443.3394
Fax: 318.443.8312
http://www.rapidesfoundation.org/