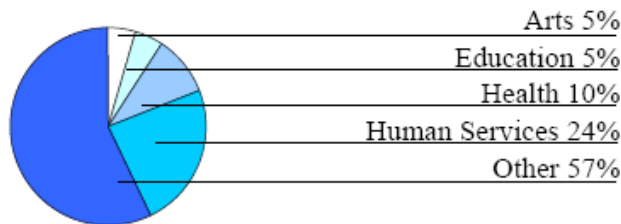


WINN PARISH

Number of Community-Based Organizations, 2006

| | |
|---|-----|
| Congregations | |
| Number of congregations..... | 46 |
| Median number of members..... | 150 |
| Nonprofits | |
| Number registered with the IRS..... | 21 |
| Number filing returns with the IRS..... | 2 |


Registered Nonprofits by Type of Service, 2006



Nonprofit Finances, 2006 (nonprofits that file with IRS)

| | Winn Parish | | Median (\$) for Central Louisiana |
|-------------|-------------|-------------|-----------------------------------|
| | Total (\$) | Median (\$) | |
| Revenue | 422,343 | 211,172 | 167,143 |
| Expenses | 447,042 | 223,521 | 168,517 |
| Assets | 134,211 | 67,106 | 165,624 |
| Liabilities | 124,147 | 62,074 | 5,227 |

Sources of Revenue, 2006 (nonprofits that file with IRS)



Fiscal Health, 2006 (nonprofits that file with IRS)

| | |
|--|-----------|
| Median operating margin (Total revenues – total expenses)..... | \$-12,350 |
| Percent with positive operating margin..... | 50% |
| Percent with negative operating margin..... | 50% |

Quick Facts about Winn Parish, 2006

Winn Parish has a relatively small population (15,700) with many seniors (26%) and people of color (33%). One in three nonprofits in Winn provides health and human services (34%). Winn's nonprofit sector depends on government grants (56%) and program fees (35%) for its revenue. Nonprofits in Winn had the lowest operating margin of any parish in the region.

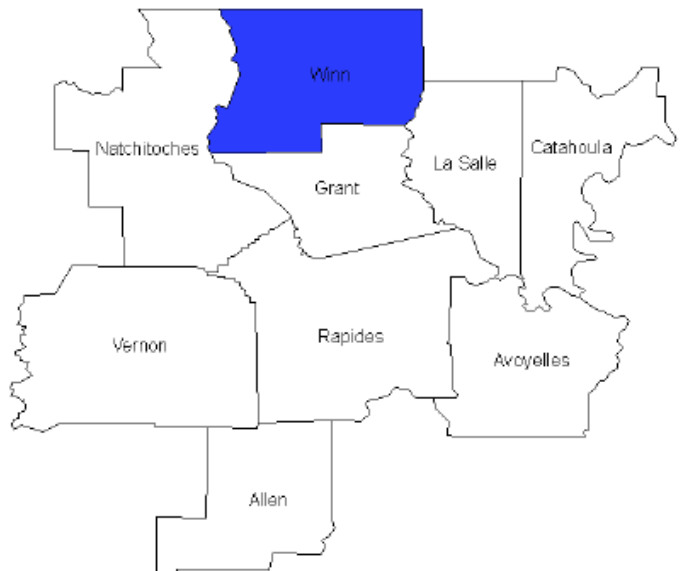
Demographics of Winn Parish, 2006

| | |
|------------------------------|--------|
| Total Population..... | 15,651 |
| Age | |
| Median Age..... | 38 |
| Children (14 and under)..... | 18% |
| Youth (15–19)..... | 7% |
| Adults (20–54)..... | 49% |
| Seniors (55 and older)..... | 26% |
| Race/Ethnicity | |
| African American..... | 31% |
| White..... | 67% |
| Other..... | 2% |

Economic Measures of Winn Parish, 2006

| | |
|---|----------|
| Median Household Income..... | \$31,160 |
| Percent Living below the Poverty Level..... | 25% |

The Central Louisiana Region



Sources: The Urban Institute, National Center for Charitable Statistics, Core Files, 2006; The American Church List, 2006; The Internal Revenue Service, Exempt Organization Business Master File, 2006; The U.S. Census Bureau, American Community Survey, (2005–07); and The U.S. Census Bureau, Small Area Income & Poverty Estimates, 2006.

Note: Percentages may not sum to 100 because of rounding.