


# NATCHITOCHE PARISH

## Number of Community-Based Organizations, 2006

Congregations	
Number of congregations.....	96
Median number of members.....	150
Nonprofits	
Number registered with the IRS.....	112
Number filing returns with the IRS.....	32

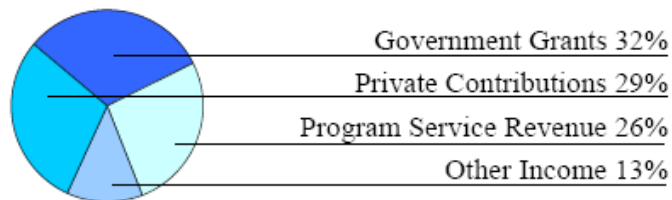
## Registered Nonprofits by Type of Service, 2006



## Nonprofit Finances, 2006 (nonprofits that file with IRS)

	Natchitoches Parish		Median (\$) for Central Louisiana
	Total (\$)	Median (\$)	
Revenue	13,465,358	97,560	167,143
Expenses	11,103,834	71,496	168,517
Assets	22,686,523	129,970	165,624
Liabilities	7,352,767	2,454	5,227

## Sources of Revenue, 2006 (nonprofits that file with IRS)



## Fiscal Health, 2006 (nonprofits that file with IRS)

Median operating margin (Total revenues – total expenses).....	\$5,737
Percent with positive operating margin.....	63%
Percent with negative operating margin.....	38%

## Quick Facts about Natchitoches Parish, 2006

In Central Louisiana, Natchitoches Parish has the second-largest number of nonprofits registered with the IRS (112) and the second-highest total revenue (\$13.5 million). The parish also has the highest share of people living in poverty (29%). More than a third of nonprofits in the parish (35%) provide health and human services.

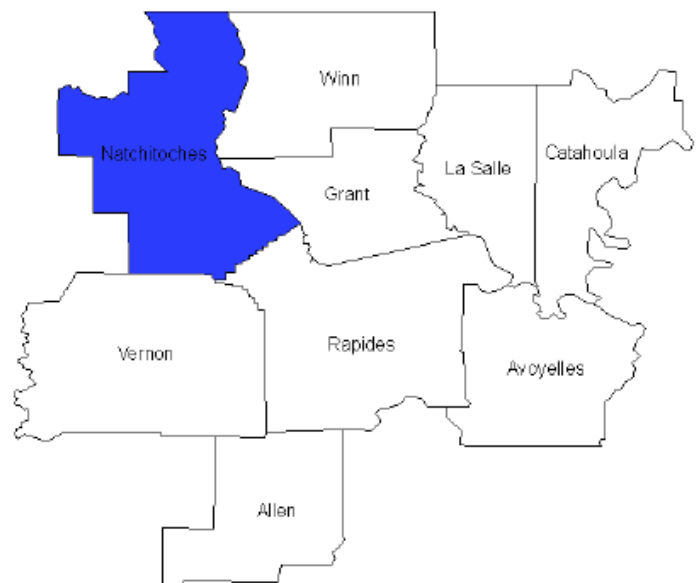
## Demographics of Natchitoches Parish, 2006

Total Population.....	39,233
Age	
Median Age.....	30
Children (14 and under).....	21%
Youth (15–19).....	10%
Adults (20–54).....	48%
Seniors (55 and older).....	22%
Race/Ethnicity	
African American.....	40%
White.....	57%
Other.....	3%

## Economic Measures of Natchitoches Parish, 2006

Median Household Income.....	\$28,372
Percent Living below the Poverty Level.....	29%

## The Central Louisiana Region



Sources: The Urban Institute, National Center for Charitable Statistics, Core Files, 2006; The American Church List, 2006; The Internal Revenue Service, Exempt Organization Business Master File, 2006; The U.S. Census Bureau, American Community Survey, (2005–07); and The U.S. Census Bureau, Small Area Income & Poverty Estimates, 2006.

Note: Percentages may not sum to 100 because of rounding.