


LASALLE PARISH

Number of Community-Based Organizations, 2006

Congregations	
Number of congregations.....	40
Median number of members.....	135
Nonprofits	
Number registered with the IRS.....	19
Number filing returns with the IRS.....	5

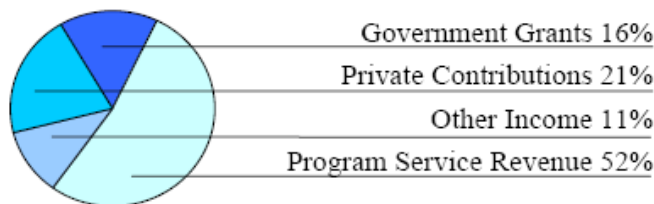
Registered Nonprofits by Type of Service, 2006



Nonprofit Finances, 2006 (nonprofits that file with IRS)

	LaSalle Parish		Median (\$) for Central Louisiana
	Total (\$)	Median (\$)	
Revenue	877,877	172,352	167,143
Expenses	703,751	161,709	168,517
Assets	1,094,235	120,685	165,624
Liabilities	81,914	3,786	5,227

Sources of Revenue, 2006 (nonprofits that file with IRS)



Fiscal Health, 2006 (nonprofits that file with IRS)

Median operating margin (Total revenues – total expenses).....	\$17,054
Percent with positive operating margin.....	80%
Percent with negative operating margin.....	20%

Quick Facts about LaSalle Parish, 2006

In Central Louisiana, LaSalle Parish has the lowest share of people living below the poverty level (18%). There are twice as many congregations as nonprofits in LaSalle. Arts organizations account for one in five nonprofits in the parish. Nonprofits receive more than half of their revenue from program service fees such as tuition, admission fees, or medical fees.

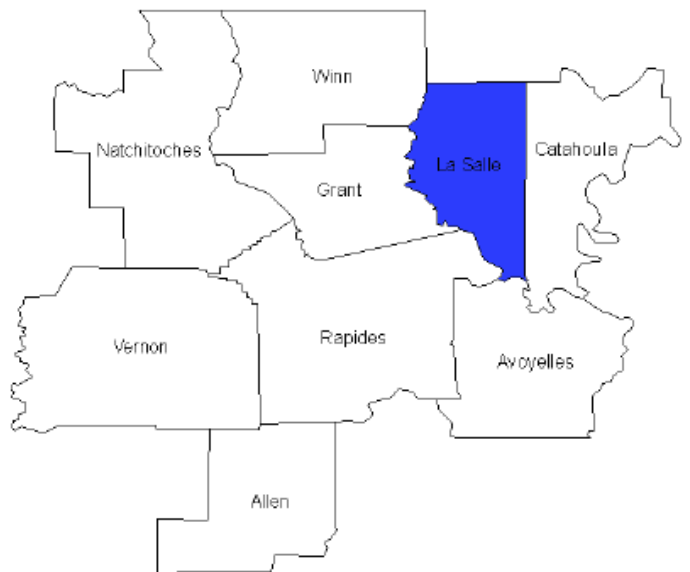
Demographics of LaSalle Parish, 2006

Total Population.....	14,026
Age	
Median Age.....	37
Children (14 and under).....	19%
Youth (15–19).....	8%
Adults (20–54).....	47%
Seniors (55 and older).....	26%
Race/Ethnicity	
African American.....	13%
White.....	85%
Other.....	2%

Economic Measures of LaSalle Parish, 2006

Median Household Income.....	\$33,099
Percent Living below the Poverty Level.....	18%

The Central Louisiana Region



Sources: The Urban Institute, National Center for Charitable Statistics, Core Files, 2006; The American Church List, 2006; The Internal Revenue Service, Exempt Organization Business Master File, 2006; The U.S. Census Bureau, American Community Survey, (2005–07); and The U.S. Census Bureau, Small Area Income & Poverty Estimates, 2006.

Note: Percentages may not sum to 100 because of rounding.