


CATAHOULA PARISH

Number of Community-Based Organizations, 2006

Congregations	
Number of congregations.....	37
Median number of members.....	120
Nonprofits	
Number registered with the IRS.....	12
Number filing returns with the IRS.....	6

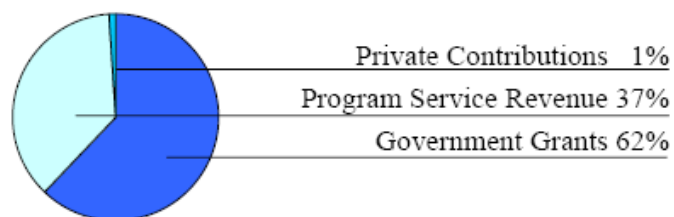
Registered Nonprofits by Type of Service, 2006



Nonprofit Finances, 2006 (nonprofits that file with IRS)

	Catahoula Parish		Median (\$) for Central Louisiana
	Total (\$)	Median (\$)	
Revenue	9,401,396	186,878	167,143
Expenses	9,235,816	187,605	168,517
Assets	1,633,705	186,387	165,624
Liabilities	547,775	37,333	5,227

Sources of Revenue, 2006 (nonprofits that file with IRS)



Fiscal Health, 2006 (nonprofits that file with IRS)

Median operating margin (Total revenues – total expenses).....	\$9,939
Percent with positive operating margin.....	67%
Percent with negative operating margin.....	33%

Quick Facts about Catahoula Parish, 2006

Catahoula is the smallest parish in Central Louisiana in population and the number of registered nonprofits (12). The parish also has the lowest median income. Catahoula's nonprofits receive only 1 percent of their revenue from donations; 62 percent comes from government grants. Nonprofit revenues in Catahoula (\$9 million) are greater than five other parishes in the region.

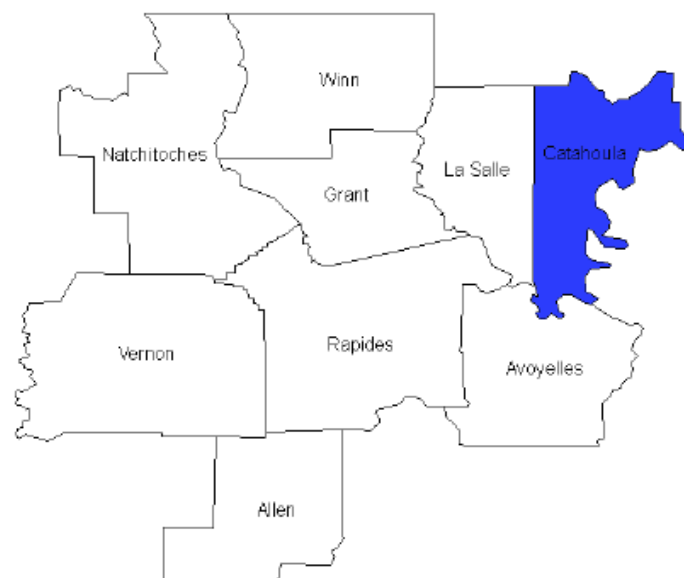
Demographics of Catahoula Parish, 2006

Total Population.....	10,363
Age	
Median Age.....	38
Children (14 and under).....	19%
Youth (15–19).....	7%
Adults (20–54).....	48%
Seniors (55 and older).....	26%
Race/Ethnicity	
African American.....	29%
White.....	70%
Other.....	1%

Economic Measures of Catahoula Parish, 2006

Median Household Income.....	\$26,424
Percent Living below the Poverty Level.....	28%

The Central Louisiana Region



Sources: The Urban Institute, National Center for Charitable Statistics, Core Files, 2006; The American Church List, 2006; The Internal Revenue Service, Exempt Organization Business Master File, 2006; The U.S. Census Bureau, American Community Survey, (2005–07); and The U.S. Census Bureau, Small Area Income & Poverty Estimates, 2006.

Note: Percentages may not sum to 100 because of rounding.