


RAPIDES PARISH

Number of Community-Based Organizations, 2006

Congregations	
Number of congregations.....	293
Median number of members.....	150
Nonprofits	
Number registered with the IRS.....	383
Number filing returns with the IRS.....	118


Registered Nonprofits by Type of Service, 2006



Nonprofit Finances, 2006 (nonprofits that file with IRS)

	Rapides Parish		Median (\$) for Central Louisiana
	Total (\$)	Median (\$)	
Revenue	339,042,126	186,884	167,143
Expenses	301,471,391	201,151	168,517
Assets	570,061,344	171,980	165,624
Liabilities	159,367,458	7,072	5,227

Sources of Revenue, 2006 (nonprofits that file with IRS)



Fiscal Health, 2006 (nonprofits that file with IRS)

Median operating margin (Total revenues – total expenses).....	\$2,869
Percent with positive operating margin.....	60%
Percent with negative operating margin.....	40%

Quick Facts about Rapides Parish, 2006

In Central Louisiana, Rapides Parish has the largest population, the most registered nonprofits, and the most nonprofit revenue. Three-quarters of the revenue is from program service fees, such as tuition, admission fees, or medical fees. Nonprofits in Rapides worked on a relatively slim operating margin (\$2,900) in 2006, among the lowest in the region.

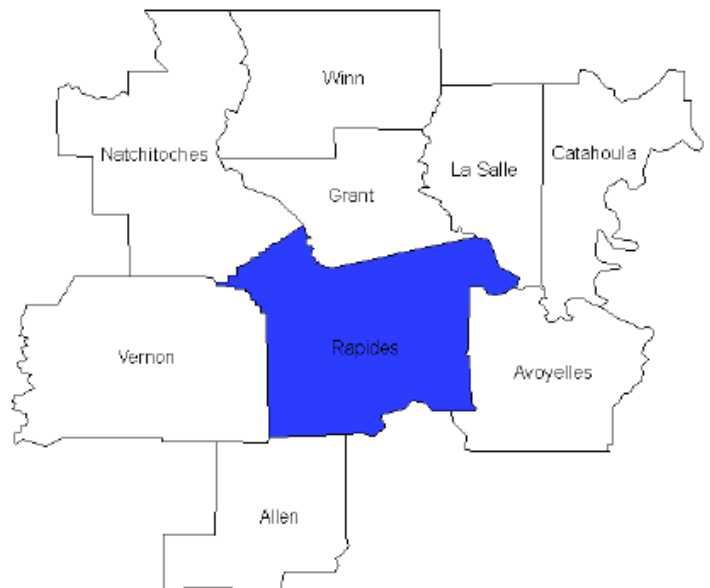
Demographics of Rapides Parish, 2006

Total Population.....	129,147
Age	
Median Age.....	36
Children (14 and under).....	21%
Youth (15–19).....	7%
Adults (20–54).....	48%
Seniors (55 and older).....	24%
Race/Ethnicity	
African American.....	32%
White.....	66%
Other.....	2%

Economic Measures of Rapides Parish, 2006

Median Household Income.....	\$34,923
Percent Living below the Poverty Level.....	21%

The Central Louisiana Region



Sources: The Urban Institute, National Center for Charitable Statistics, Core Files, 2006; The American Church List, 2006; The Internal Revenue Service, Exempt Organization Business Master File, 2006; The U.S. Census Bureau, American Community Survey, (2005–07); and The U.S. Census Bureau, Small Area Income & Poverty Estimates, 2006.

Note: Percentages may not sum to 100 because of rounding.